

DIVINE

Intelligent network audio monitor



www.aqip.is

 **Dante**[®]
AES67 Compliant


GlenSound
Keeps Working

The **Divine** is the World's first intelligent network audio monitor.



It features many innovations and transforms the traditional active monitor speaker from a dumb device to a truly powerful workhorse.

Divine is designed to work in Broadcast, Theatre and Production Facilities and provides exceptionally clear mid range voice orientated output making it ideal for talkback, cue, monitoring, general listening & engineering purposes.



Divine is a new concept in powered network audio monitors. It is housed in a hardwearing fully sealed diecast enclosure, is powered by Power over Ethernet (PoE) and boasts the very latest low noise high output class D power amplifier.

Internally, a Digital Signal Processor (DSP) takes the utmost care of the audio signals, including state of the art compression and limiting circuits, while a microprocessor provides full setup and control via a small rear panel LCD. Control of setup and day to day operation of the Divine will also be available on our Windows 10 application GlenController including the ability to group multiple Divines together and control their levels simultaneously.

Divine can receive up to four Dante (AES67 compliant) audio over IP (AoIP) inputs (from two different locations). These inputs can be selected by the user on a large clear front panel select switch. The four audio inputs can also be easily mixed together and their individual levels adjusted.

A priority system is provided to allow one (or more) of the inputs to automatically duck another. This can be very useful if you want to monitor one source but also listen to another when audio is present, such as sending show relay to dressing rooms in a theatre but having the stage manager's call and building fire alarm take precedence when they're active.



The diecast enclosure has been carefully designed to provide full protection of all control knobs, switches and ports to prevent damage. The housing also uniquely features a standard PC screen Vesa mount, meaning that you can purchase any standard Vesa mounting solution to hang/ mount your Divine, saving you lots of money. Standard microphone stand threads are also provided in the base for an alternative support solution.

Different preset EQs and an LF cut can all be set in the user menu to allow the Divine to be used for a variety of applications.

Divine is so much more than just another powered loudspeaker



INNOVATIVE FEATURES



Programmable Input Summing

Divine features four network audio inputs. A simple to operate front panel select switch routes these audio inputs to the loudspeaker. These individual inputs can be mixed together to monitor multiple sources and this mixing function can be set in the menu system.



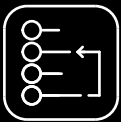
VESA 75mm Compatible

For extreme ease of installation the Divine features an integral 75mm Vesa mount to allow it to be fixed to a huge variety of off the shelf mounting solutions. No longer do you have to buy overly expensive mounting brackets which can only be used with your current loudspeakers.



Lockable User Controls

In some environments you may not want anybody to be able to alter the volume, or input source or even any of the more advanced settings, therefore these can be all locked so that they cannot be 'fiddled with'.



Set User Input Priority

Priority is a feature that allows you to have one incoming audio circuit automatically duck or be replaced when another is present. This is perfect for situations whereby you're monitoring programme audio on one channel but want to listen to director's or producer's talkback on another but only when it's present. Any Priority input will bypass the volume pot level. If the user has turned the speaker down they will still hear priority announcements. This is a configurable function.



Standard Mic Thread

Standard microphone stand thread sockets are provided in the base to allow quick and easy mounting of the Divine monitor speaker to microphone stands in location environments.



Control Over Network (Summer 2020)

Full control of the Divine's parameters, including all settings and day to day controls such as volume and source selection will be available on our Windows 10 application 'GlenController'. It will also be possible to group multiple Divines and control their volume together and update their firmware across the network.



User Selectable EQ

For use in different environments and for different purposes a number of preset EQs are provided. Initially there are three (but this will be extended in the future). 'Natural' provides what we believe is the best all-round audio response, whereas 'Basic' makes the Divine sound similar to old legacy units and 'Voice' has significant LF and HF shelves making the mid range voice presence unmissable.

MORE INNOVATIVE FEATURES



LF Cut

A Low Frequency cut facility can be selected in the setup menu. This is useful if the Divine is situated in a corner or hard against a wall or floor to help with resonating low frequencies.



Gain Boost

Because our engineers at GlenSound are passionate about sound, the Divine's internal circuitry is very carefully designed to provide perfect performance even when the incoming signal is at full scale (FS). As most programme signals are well below FS level our selectable gain boost provides greater output volume if needed.



Dark Mode

The front panel LEDs and rear LCD screen are all set as standard to be visible in normal operating conditions. However some locations such as theatres and studios require as little equipment light as possible. When set to Dark mode the select LEDs are dimmed and LCD backlight turned off when not in use.




PoE Powered

Being a network audio device with an ethernet cable connected, it makes perfect sense not to have to connect a second DC or mains cable but to power the unit from standard Power Over Ethernet (PoE). Meaning one single cable carries all your audio and power making installation and setup quick, simple and hassle free.



Input Gain Trim

With 4 different incoming network audio circuits it's likely that in the real world their audio levels will be different: some may be too hot while others too cold. Therefore we've added a simple to use facility that allows the operator to easily add gain or loss to each of the incoming audio signals.



DSP Control

We first started programming Digital Signal Processors (DSPs) in the early 1990s and have used them extensively ever since. The device that we've selected for the Divine provides plenty of internal headroom (very important) and can process the audio as quickly as it arrives, and the processing only adds a few samples of delay.



Front Panel PPM

The four front panel source LEDs can be set to operate as programme level meters in two different ways. They can be set to show the currently selected source level across all four LEDs and operate vertically like a traditional PPM. Each LED can also be set to show just its own source's level, which is possible because we're using RGB LEDs and can alter their colour, with blue indicating cold/ low level, through green and amber until red indicates high level.

SPECIFICATIONS

AUDIO

Amplifier Type

Low Noise Class D

Amplifier Power

10 Watts

Amplifier THD + Noise

0.02% @ 1 Watt @ 1kHz

Digital Line Up

User selectable -24, -20 -18 dBfs

Input Gain Boost

0, +6, +12 +18dB

Input Channel Gain Trim

+/-16 dB

Loudspeaker Impedance

8 Ohms

Loudspeaker Cone Type

Poly damped woven glass fibre with copper cap and rubber surround

Loudspeaker Magnet

High energy ferrite

LF Cut

User selectable (on/off) Knee X Hz
12dB/Octave

Voice EQ Frequency Settings

300Hz to 3kHz 12dB/ Octave

Frequency Response

See graphs for Basic & Normal EQ LS outputs

NETWORK

Connector

Neutrik EtherCON (mates with standard RJ45)

Type

100 Mbit/s

AoIP Audio

Dante® Audinate Ultimo chipset (AES67 Compliant)

AoIP Audio Sample Frequency

4 channels @ 48k or 2 channels @ 96k (Dante® only)

AoIP Resolution

Up to 24 Bit

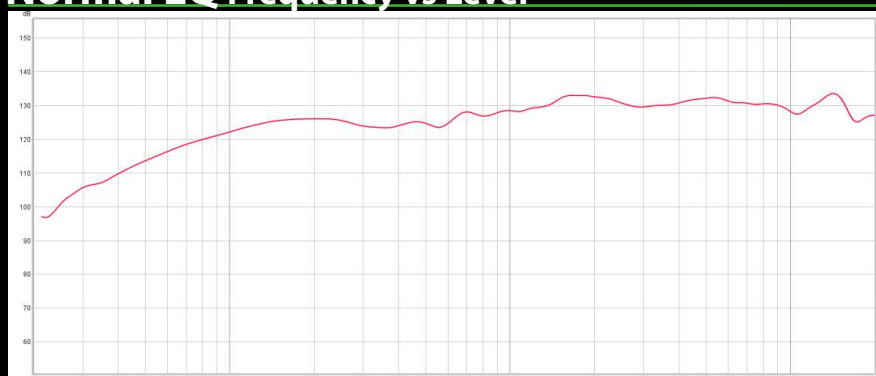
* FOUR AUDIO INPUTS

Divine uses Audinate's Ultimo Chipset. This can receive 4 audio channels but can only receive 2 network streams. Therefore the 4 audio channels must be from no more than 2 different locations.

Basic EQ Frequency vs Level



Normal EQ Frequency vs Level



SPECIFICATIONS Continued.

POWER

PoE

Powered by PoE
Complies to: IEEE 802.3af-2003
Classification Class 0

Consumption

12.8 Watts

PoE Source

Can be powered by PoE enabled network switches or Mid-Span PoE injectors

Energy Saving Mode

Automatic energy saving mode (shuts down power amplifier when no audio present)
User settable delay 15, 30 & 60 mins.

INCLUDED ITEMS

Quick Start Guide

Printed folded A4 (Full handbook by download)

RJ45 Network Cable

2 metre Cat5 RJ45plug /RJ45plug cable

PHYSICAL

Size

190 x 128 x 100mm (HxWxD)
7.5 x 5 x 3.9"

Weight

1.725Kg 3lb12oz

Mechanics

Bespoke diecast aluminium chassis
Powder coated and printed with UV stable ink

Mounting Points

75 x 75mm (2.95 x 2.95") VESA mount
2 of mic stand thread socket 5/8" 27tpi

Packaging

Printed Retail cardboard box, packed inside plain rugged cardboard box
175 x 145 x 225mm (WxDxH)

Individual Shipping Weight

1.975Kg

ENVIRONMENTAL

Operating Temperature

0 to +50 °C (32 to 122 °F)

Storage Temperature

-20 to +70 °C (-4 to 158 °F)

Relative Humidity

0 to 95% non-condensing



Glensound

Keeps Working

www.glensound.com

Follow us:



@GlensoundLTD



glensound_electronics_ltd



GlensoundLTD